


Road safety in Victorian primary schools

This summary presents key findings from the Road Safety Education Victoria (RSEV) primary school baseline survey, which is part of a series conducted from 2023 to 2025 across Victorian primary, secondary, and specialist schools, as well as early childhood settings. The surveys, carried out by Wallis Social Research on behalf of the RSEV partnership—including the Transport Accident Commission (TAC), Department of Transport and Planning (DTP), Public Transport Victoria (PTV), and Victoria Police (VicPol)—aimed to identify road safety priorities, knowledge, and practices. Thank you to all participating schools.

For more information on school road safety, visit roadsafetymeducation.vic.gov.au

ROAD SAFETY PRIORITISATION

Prioritising road safety helps students become safe and responsible road users from a young age and improves road safety beyond the school gate. Of the schools surveyed, a high number (63%) consider road safety an 'essential' or 'high' priority.



63%
Prioritise
road safety

67%

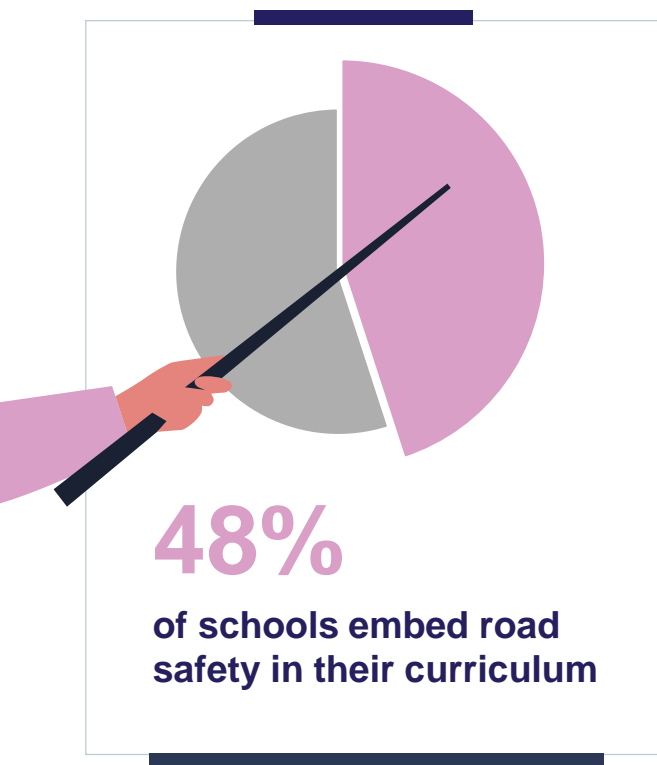
Participate
in programs
or use
resources



PROGRAMS AND RESOURCES

Road safety programs are an important component of an evidence-based, whole-of-school approach to road safety education. Most schools surveyed (67%) had participated in a road safety program or used a resource in the past 5 years.

Road safety in Victorian primary schools



CURRICULUM

Evidence-based road safety curriculum content should be delivered regularly and sequentially throughout a child's school years, matching their development stage and level of independence as a road user. Almost half of the schools surveyed (48%) reported that teachers incorporate road safety into the curriculum.

POLICY

Implementing a comprehensive, standalone road safety policy enables schools to adopt a holistic approach to road safety. A modest number of schools surveyed (8%) have a dedicated road safety policy. More schools integrate road safety topics into existing policies.

8% have a standalone policy

43% cover road safety in other policies

Topics covered in other policies...

Traffic management

52%

Drop off zone

49%

Parking

48%

School crossing

41%

Safe transportation of students

41%

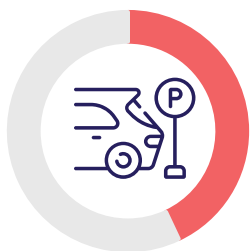
Road safety in Victorian primary schools

STAKEHOLDER ENGAGEMENT

Engaging the wider school community can strengthen road safety action. A high number of schools surveyed (74%) had sought external support to improve road safety around their school in the last five years. Of those that sought support, schools were most likely to engage with local councils (87%) and their school community (71%).

74% Took action outside of the school gate to improve road safety

Of the 74% that took action, key issues raised were...



43%

Issues with parking, including insufficient or inadequate parking



42%

Issues with pedestrian crossings and behaviour

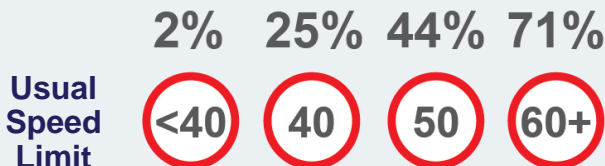
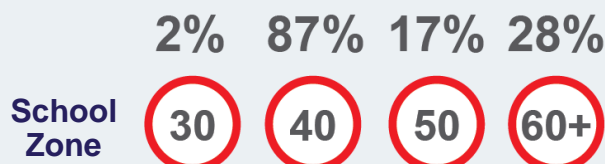
ROAD ENVIRONMENT



73%

have a school and/or pedestrian crossing

Pedestrian crossings are vital for road safety. Nearly three-quarters of schools surveyed (73%) have a school and/or pedestrian crossing for students to use when crossing the road around the school. Wombat crossings (raised pedestrian crossings) are less common (5%).



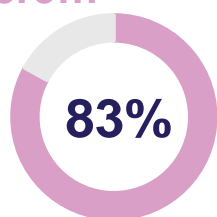
Safe speeds are essential for creating safe road environments. Most participating schools (87%) had a 40km/h school zone on at least one surrounding road. Outside school zone hours, the majority of schools (71%) were on roads signed at 60km/h or above.

SAFE ACTIVE TRANSPORT

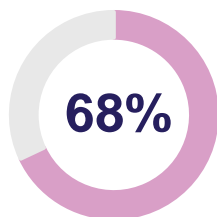
Encouraging safe active transport can improve road safety around the school, increase health and wellbeing and is good for the environment. Nearly three-quarters of participating schools (73%) encourage safe, active forms of travel.

73% encourage safe active transport

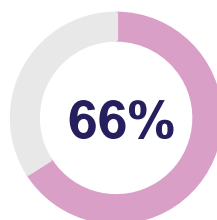
Of the 73% that encourage safe active transport, key activities were...



encourage helmet wearing



provide facilities for bicycles or scooters



promote designated crossing points



Questions and bases:

- C1 How much of a focus is road safety at the school? Base: n=497
- PR2 Has the school participated in road safety programs or used road safety resources within the past five years? Base: n=474
- PR4 Are you aware of any teachers at the school using road safety in the curriculum? Base: n=497
- P1 To your knowledge, does the school have a stand-alone formalised road safety policy for the school? Base: n=497
- P2 Which of the topics below, if any, are covered in other school policies? Base: n=497
- A1 In the last 5 years has the school done anything outside the school gate to improve road safety? Base: n=497
- A2 Which organisations or groups external to the school were approached to improve the safety of the roads around the school? Base: n=368
- E2a Which of the following road features are in place in the streets and roads directly surrounding the school? Base: n=497
- E1 What school zone speed limits apply on the roads surrounding the school? Base: n=497
- E2 What are the usual speed limits on all the roads immediately surrounding the school (when the school speed zones are not in operation)? Base: n=497
- A3 Please describe the road safety issue(s) you were seeking to address in these engagements with people and/or organisations. Base: n=368
- AT1 Are any of the following activities undertaken by the school? Base: n=497