

**SIGN OR  
SIGNAL**



**SIGN OR  
SIGNAL**



**SIGN OR  
SIGNAL**



**SIGN OR  
SIGNAL**



**SIGN OR  
SIGNAL**




**SIGN OR  
SIGNAL**



**SIGN OR  
SIGNAL**



**SIGN OR  
SIGNAL**



## **SAFE BEHAVIOUR**

Do not enter  
this area - find  
a different and  
safe way  
around

## **SAFE BEHAVIOUR**

Stop fully and  
check all  
directions  
before moving  
on

## **SAFE BEHAVIOUR**

Slow down and  
watch out for  
kids - you are  
near a school

## **SAFE BEHAVIOUR**

Slow down and  
be ready to  
stop for people  
crossing

## **SAFE BEHAVIOUR**

Let road users  
on your right go  
first and show  
when you're  
turning

## **SAFE BEHAVIOUR**

Slow down  
and let others  
go first if it's  
their turn

## **SAFE BEHAVIOUR**

Stop behind  
the line when  
lights flash and  
only cross  
when it's safe  
to do so

## **SAFE BEHAVIOUR**

Obey the lights -  
only go with a  
green light and  
always stop with  
a red light


**TRAVELLER  
TYPE**




**TRAVELLER  
TYPE**



**TRAVELLER  
TYPE**



**TRAVELLER  
TYPE**



**TRAVELLER  
TYPE**



**TRAVELLER  
TYPE**



**TRAVELLER  
TYPE**



**TRAVELLER  
TYPE**



**SIGN OR  
SIGNAL**



**SIGN OR  
SIGNAL**



**SIGN OR  
SIGNAL**



**SIGN OR  
SIGNAL**



**SIGN OR  
SIGNAL**



**SIGN OR  
SIGNAL**



**SIGN OR  
SIGNAL**



**SIGN OR  
SIGNAL**



## **SAFE BEHAVIOUR**

Stop, look both ways, and check that drivers see you before you cross

## **SAFE BEHAVIOUR**

Be extra alert and only cross where there's a crossing

## **SAFE BEHAVIOUR**

Obey the lights and wait for the green walking person before crossing

## **SAFE BEHAVIOUR**

Stop behind the line when lights flash and only cross when it's safe to do so

## **SAFE BEHAVIOUR**

Stay to the left and be aware of cyclists and others using the path

## **SAFE BEHAVIOUR**

Do not enter this area - find a different and safe way around

## **SAFE BEHAVIOUR**

Stop and wait for the crossing supervisor to say it's safe to cross

## **SAFE BEHAVIOUR**

Follow the direction of the arrow and be careful where you walk

## TRAVELLER TYPE



## TRAVELLER TYPE



## TRAVELLER TYPE



## TRAVELLER TYPE



## TRAVELLER TYPE



## TRAVELLER TYPE



## TRAVELLER TYPE



## TRAVELLER TYPE



**SIGN OR  
SIGNAL**



**SIGN OR  
SIGNAL**



**SIGN OR  
SIGNAL**



**SIGN OR  
SIGNAL**



**SIGN OR  
SIGNAL**



**SIGN OR  
SIGNAL**



**SIGN OR  
SIGNAL**



**SIGN OR  
SIGNAL**



## **SAFE BEHAVIOUR**

Ride in the  
bike lane and  
keep to the  
left side

## **SAFE BEHAVIOUR**

Stay to the left  
and be aware of  
cyclists and  
others using  
the path

## **SAFE BEHAVIOUR**

Be prepared to  
come to a full  
stop and look  
both ways  
before moving  
on

## **SAFE BEHAVIOUR**

Hop off your  
bike and walk it -  
It's not safe to  
keep riding

## **SAFE BEHAVIOUR**

Do not enter  
this area - find  
a different and  
safe way  
around

## **SAFE BEHAVIOUR**

Stay in your  
lane and be  
aware of  
cyclists and  
others using the  
path

## **SAFE BEHAVIOUR**

Slow down and  
be ready to  
stop for people  
crossing

## **SAFE BEHAVIOUR**

Slow down and  
be ready to  
stop for people  
crossing



## TRAVELLER TYPE



## TRAVELLER TYPE



## TRAVELLER TYPE



## TRAVELLER TYPE



## TRAVELLER TYPE



## TRAVELLER TYPE



## TRAVELLER TYPE



## TRAVELLER TYPE

