


This summary presents key findings from the Road Safety Education Victoria (RSEV) early childhood services baseline survey, which is part of a series conducted from 2023 to 2025 across Victorian primary, secondary, and specialist schools, as well as early childhood settings. The surveys, carried out by Wallis Social Research on behalf of the RSEV partnership—including the Transport Accident Commission (TAC), Department of Transport and Planning (DTP), Public Transport Victoria (PTV), and Victoria Police (VicPol)—aimed to identify road safety priorities, knowledge, and practices. Thank you to all participating schools.

For more information on school road safety, visit roadsafetieducation.vic.gov.au

ROAD SAFETY PRIORITISATION

Prioritising road safety in early childhood service environments supports road safety education and helps to safeguard children and families from road related injury. Of the early childhood settings surveyed, over half (62%) consider road safety an 'essential' or 'high' priority.



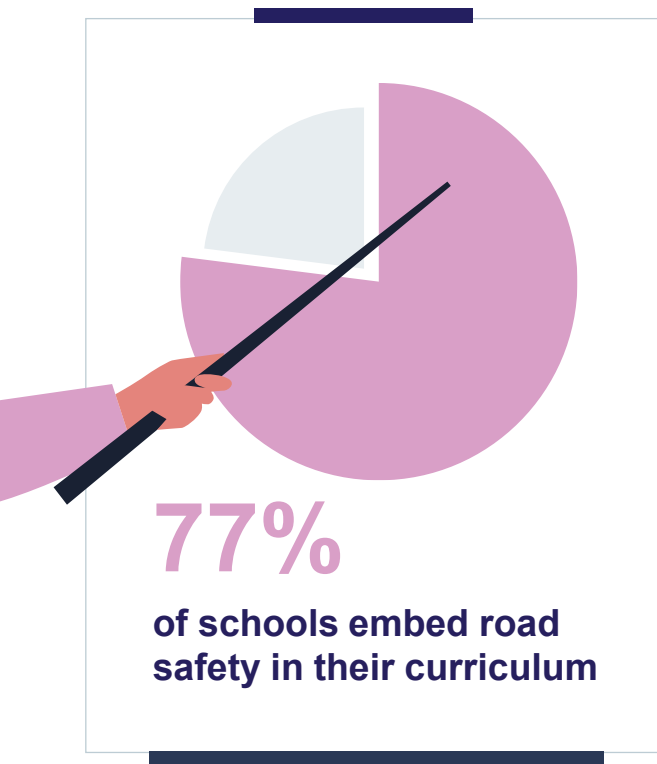
62%
Prioritise
road safety

72%
Participate
in programs
or use
resources



PROGRAMS AND RESOURCES

Road safety programs play a crucial role in establishing a solid foundation for safe road use throughout life. Most early childhood settings surveyed (72%) had participated in a road safety program or used a resource in the past 5 years.



CURRICULUM

Evidence-based road safety curriculum content should be delivered regularly and sequentially throughout a child's education, matching their development stage and level of independence as a road user. More than three-quarters of services surveyed (77%) reported that educators incorporate road safety into the curriculum.

POLICY

Implementing a comprehensive, standalone road safety policy enables services to adopt a holistic approach to road safety. More than half of services surveyed (66%) have a dedicated road safety policy. More services integrate road safety topics into existing policies.

66% have a stand-alone
policy

73% cover road safety in
other policies

Topics covered in other policies...

Excursions and service events

89%

Delivery and collection of children

75%

Emergency and evacuation

67%

Child safe environment and wellbeing

62%

Safe arrival of children

61%

STAKEHOLDER ENGAGEMENT

Engaging the wider community can strengthen road safety action. A moderate number of services surveyed (40%) had sought external support to improve road safety around their services in the last five years. Of those that sought support, schools were most likely to engage with local councils (75%) and their service community (50%).


40% Took action outside of the service gate to improve road safety

Of the 40% that took action, key issues raised were...



51%

Issues with road safety infrastructure around the service



24%

Issues with driver behaviour

ROAD ENVIRONMENT




61%

have a school, pedestrian or designated crossing

Pedestrian crossings are vital for road safety. More than half of services surveyed (61%) have a school and/or pedestrian crossing for children to use when crossing the road around the service. Wombat crossings (raised pedestrian crossings) are less common (3%).

Usual
Speed
Limit



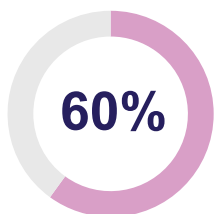
Six-in-ten services have 60km/h or higher speed limits adjacent to the services.

Safe speeds are crucial to safe road environments, particularly around services. A speed limit of 60km/h or higher on a road adjacent to the service was found at half of participating services (50%).

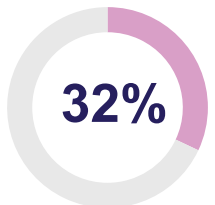


SAFE ACTIVE TRANSPORT

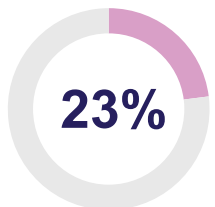
Ways services promote safe active transport...




**encourage
helmet wearing**



**provide facilities
for bicycles or
scooters**



**Encourage families
to walk part of the
way to the service**



Encouraging safe active transport can improve road safety around the service, increase health and wellbeing and is good for the environment. More than half of services surveyed (60%) encourage helmet wearing.

Questions and bases:

- C1 How much of a focus is road safety at your service? Base: n=676
- PR2 Has the service participated in road safety programs or used road safety resources within the past five years? Base: n=597
- PR4 Are you aware of any educators at the service using road safety in the curriculum? Base: n=675
- P1 To your knowledge, does your service have a stand-alone formalised road safety policy for the school? Base: n=676
- P2a Which of the following policies does your service have, where road safety topics are included? Base: n=492
- A1 In the last 5 years has the service done anything outside the service gate to improve road safety? Base: n=674
- A2 Which organisations or groups external to the service were approached to improve the safety of the roads around the service? Base: n=289
- E2a Which of the following road features are in place in the streets and roads directly surrounding the service? Base: n=676
- E2 What are the speed limits on all the roads directly surrounding the service? Base: n=676
- E6 Is the design of your car park adequate and safe for children? Base: n=673
- E7 Can you please describe the key road safety risks relating to the car park at your service? Base: n=180
- A3 Please describe the road safety issue(s) you were seeking to address in these engagements with people and/or organisations. Base: n=289
- AT1 Are any of the following activities undertaken by the service? Base: n=676